

Infra Eletrocalhas

Pronta Entrega Material de Infraestrutura para Elétrica e Dados

Contato: (21) 3148-2253 / 3988-2801 - vendas@infraeletrocalhas.com.br

Rua Lima Barros, 48 - São Cristóvão - Rio de Janeiro

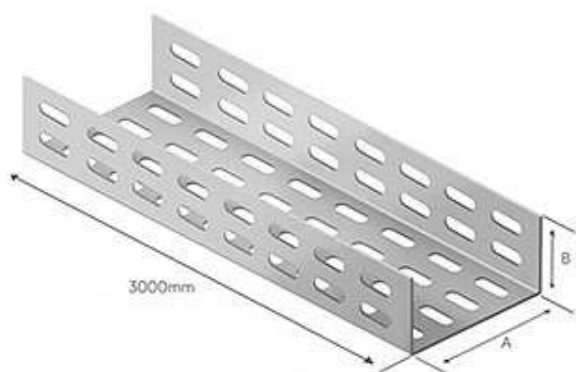
ATENDIMENTO POR WHATSAPP



Eletrocalhas Perfisados Material de Fixação Conduletes Eletrodutos Galvanizados Eletrodutos PVC
Disjuntores e Quadros
Caixas de Passagem EPI Sealtubo e Conduítes Serviços Contato

Eletrocalhas e seus Acessórios

Eletrocalhas Perfuradas ou Lisas



Eletrocalhas Lisas ou Perfuradas nas Medidas (AxB) x 3 Metros:	Valor
50x50mm #24 Ref. IE-2027	R\$ 33,95
100x50mm #24 Ref. IE-2031	R\$ 43,95
100x100mm #24 Ref. IE-2029	R\$ 72,00
150x50mm #24 Ref. IE-2034	R\$ 59,95
150x100mm #24 Ref. IE-2032	R\$ 81,95
200x50mm #24 Ref. IE-2036	R\$ 71,90
200x100mm #24 Ref. IE-2035	R\$ 94,95
300x50mm #24 Ref. IE-2038	R\$ 99,95
300x100mm #24 Ref. IE-5823	R\$ 129,95
400x50mm #22 Ref. IE-6843	R\$ 238,95
400x100mm #22 Ref. IE-6106	R\$ 285,60

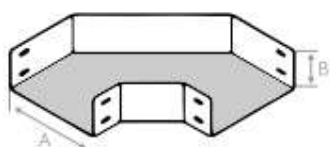


Tampas de Encaixe para Eletrocalhas nas Medidas (A) x 3 Metros:	Valor
50mm #24 Ref. IE-4704	R\$ 19,95
100mm #24 Ref. IE-4700	R\$ 34,95
150mm #24 Ref. IE-6844	R\$ 54,50
200mm #24 Ref. IE-4702	R\$ 62,95
300mm #24 Ref. IE-7642	R\$ 94,95
400mm #24 Ref. IE-6108	R\$ 172,95

Derivações para Eletrocalha



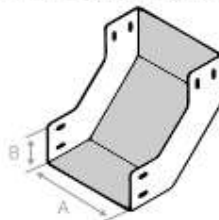
Curva Horizontal 90°



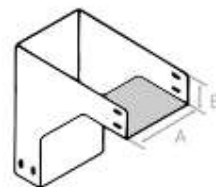
Curva Vertical Ext. 90°



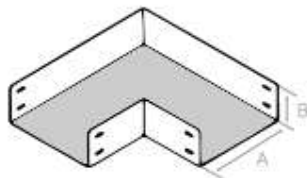
Curva Vertical Int. 90°



Curva de Inversão

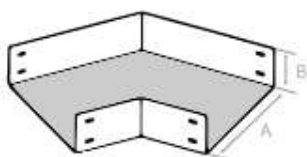


Cotovelo Reto

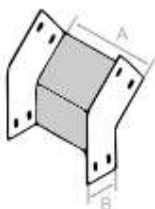


Curvas Lisas ou Perfuradas 90° do Tipo Horizontal, Vert. Externa, Vert. Interna, Inversão e Cotovelo Reto nas Medidas (AxB)	Valor
50x50mm	R\$ 17,95
100x50mm	R\$ 19,95
100x100mm	R\$ 35,00
150x50mm	R\$ 30,70
150x100mm	R\$ 37,90
200x50mm	R\$ 37,90
200x100mm	R\$ 59,95
300x50mm	R\$ 54,50
300x100mm	R\$ 64,50
400x50mm	R\$ 66,50
400x100mm	R\$ 73,50

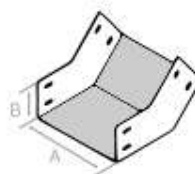
Curva Horizontal 45°



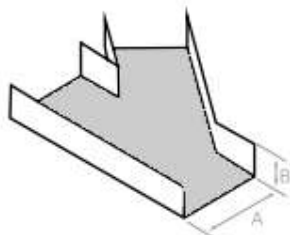
Curva Vertical Ext. 45°



Curva Vertical Int. 45°

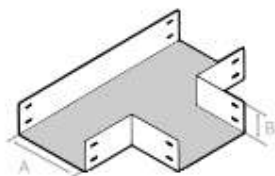


Junção Direita/Esquerda 45°

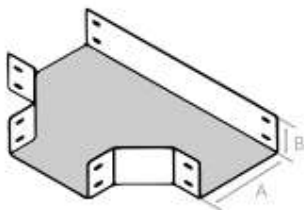


Curvas Lisas ou Perfuradas 45° do Tipo Horizontal, Vertical Externa, Vertical Interna e Junção Direita/Esquerda nas Medidas (AxB)	Valor
50x50mm	R\$ 10,95
100x50mm	R\$ 12,00
100x100mm	R\$ 18,00
150x50mm	R\$ 18,50
150x100mm	R\$ 22,50
200x50mm	R\$ 21,00
200x100mm	R\$ 27,50
300x50mm	R\$ 27,50
300x100mm	R\$ 27,50
400x50mm	R\$ 27,50
400x100mm	R\$ 27,50

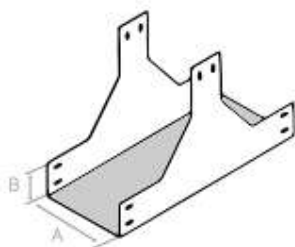
Te Reto 90°



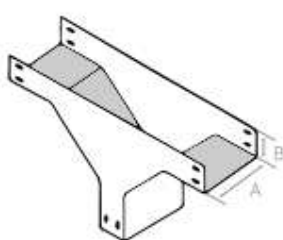
Te Horizontal 90°



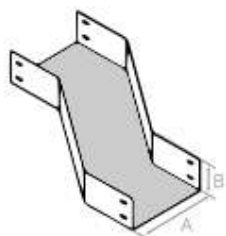
Te Vertical Subida 90°



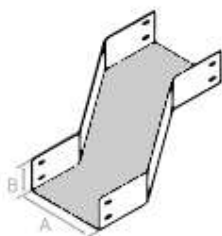
Te Vertical Descida 90°



Desvio a Direita



Desvio a Esquerda



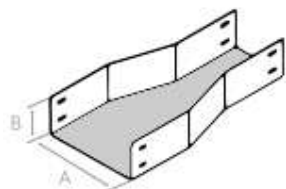
Te Horizontal e Reto Liso ou Perfurado nas Medidas (AxB):	Valor
50x50mm	R\$ 22,95
100x50mm	R\$ 28,95
100x100mm	R\$ 39,50
150x50mm	R\$ 43,45
150x100mm	R\$ 56,00
200x50mm	R\$ 52,40
200x100mm	R\$ 62,30
300x50mm	R\$ 66,00
300x100mm	R\$ 69,95
400x50mm	R\$ 75,00
400x100mm	R\$ 99,95

Te Vertical de Subida e Descida 90° Liso ou Perfurado nas Medidas (AxB):	Valor
50x50mm	R\$ 29,95
100x50mm	R\$ 41,50
100x100mm	R\$ 63,70
150x50mm	R\$ 58,50
150x100mm	R\$ 65,65
200x50mm	R\$ 69,95
200x100mm	R\$ 79,00
300x50mm	R\$ 79,00
300x100mm	R\$ 99,90
400x50mm	R\$ 99,90
400x100mm	R\$ 129,95

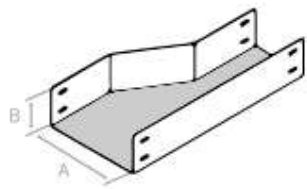
Desvio a Direita e Desvio a Esquerda Liso ou Perfurado nas Medidas (AxB):	Valor
50x50mm	R\$ 21,50
100x50mm	R\$ 29,95
100x100mm	R\$ 36,90
150x50mm	R\$ 35,50
150x100mm	R\$ 44,00
200x50mm	R\$ 44,00
200x100mm	R\$ 49,90
300x50mm	R\$ 55,95
300x100mm	R\$ 79,95
400x50mm	R\$ 79,95
400x100mm	R\$ 99,00



Redução Concêntrica



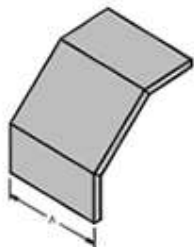
Redução Direita / Esquerda



Redução Concêntrica e a Direita / Esquerda Lisa ou Perf. nas Medidas (AxB):	Valor
100x50mm --> 50x50mm Ref. IE-5486	R\$ 26,50
150x50mm --> 100x50mm Ref. IE-5193	R\$ 22,95
150x100mm --> 100x100mm Ref. IE-8410	R\$ 32,90
200x50mm --> 150x50mm Ref. IE-8411	R\$ 39,50
200x100mm --> 100x100mm Ref. IE-8941	R\$ 39,50
200x100mm --> 150x100mm Ref. IE-8412	R\$ 42,50
300x50mm --> 200x50mm Ref. IE-8413	R\$ 49,95
300x100mm --> 200x100mm Ref. IE-8414	R\$ 59,95
400x50mm --> 300x50mm Ref. IE-8415	R\$ 69,95
400x100mm --> 300x100mm Ref. IE-8416	R\$ 99,95

Tampas para Eletrocalha

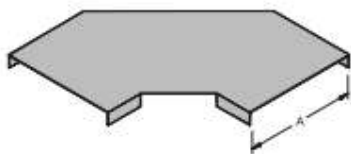
Tampa Curva Vert. Ext. 90º



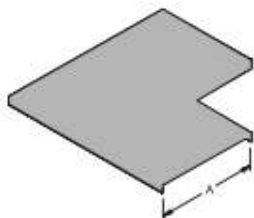
Tampa Curva Vert. Int. 90º



Tampa Curva Horizontal 90º



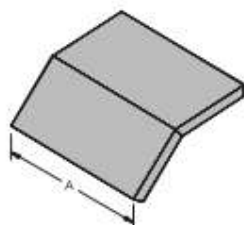
Tampa Cotovelo Reto



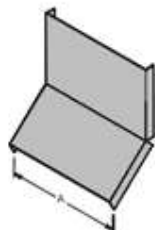
Tampas de Encaixe para Curvas Verticais Externas e Internas de 90º, Curva Horizontal de 90º, inversão e Cotovelo Reto nas medidas (A):	Valor
50mm	R\$ 6,95
100mm	R\$ 9,40
150mm	R\$ 18,00
200mm	R\$ 21,00
300mm	R\$ 49,00
400mm	R\$ 59,95



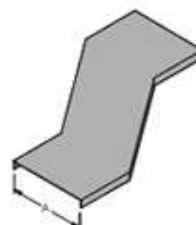
Tampa Curva Vert. Externa 45°



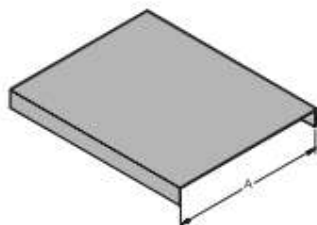
Tampa Curva Vert. Int. 45°



Tampa Desvio Dir./Esquerda

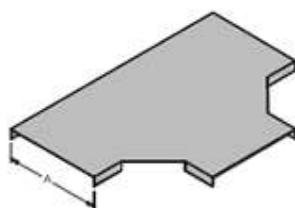


Tampa Curva Inversão

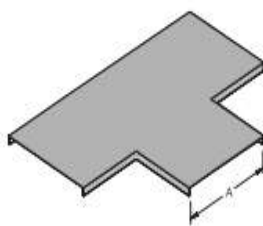


Tampas de Encaixe para Curvas Verticais Externas e Internas de 45° nas medidas (A):	Valor
50mm	R\$ 4,00
100mm	R\$ 6,00
150mm	R\$ 10,00
200mm	R\$ 12,00
300mm	R\$ 16,00
400mm	R\$ 20,00

Tampa Te Horizontal



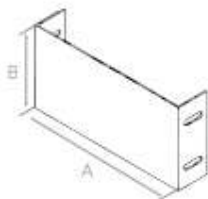
Tampa Te Reto



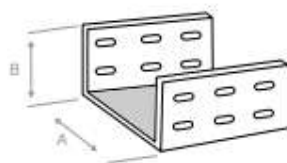
Tampas de Encaixe para Te Horizontal e Reto nas Medidas (AxB):	Valor
50mm Ref. IE-8420	R\$ 10,50
100mm Ref. IE-6514	R\$ 14,80
150mm Ref. IE-5127	R\$ 21,00
200mm Ref. IE-7722	R\$ 29,95
300mm Ref. IE-8421	R\$ 49,00
400mm Ref. IE-8422	R\$ 74,50

Acessórios para Eletrocalha

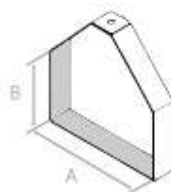
Terminal de Fechamento



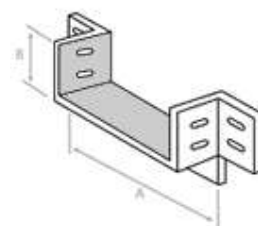
Emenda Integral "U"



Suporte Vertical "Igrejinha"



Acoplamento em Pannel



Terminal de Fechamento nas Medidas (AxB):	Valor
50x50mm Ref. IE-8389	R\$ 3,95
100x50mm Ref. IE-7685	R\$ 4,90
100x100mm Ref. IE-8390	R\$ 6,50
150x50mm Ref. IE-4818	R\$ 6,50
150x100mm Ref. IE-8392	R\$ 6,90
200x50mm Ref. IE-4812	R\$ 6,90

Emenda Integral "U" nas Medidas (AxB):	Valor
50x50mm Ref. IE-2493	R\$ 3,75
100x50mm Ref. IE-9037	R\$ 4,80
100x100mm Ref. IE-6840	R\$ 7,60
150x50mm Ref. IE-2490	R\$ 6,30
150x100mm Ref. IE-2489	R\$ 8,20
200x50mm Ref. IE-2492	R\$ 7,15

Suspensão Vertical nas Medidas (AxB):	Valor
50x50mm Ref. IE-4693	R\$ 2,80
100x50mm Ref. IE-4690	R\$ 3,90
100x100mm Ref. IE-7673	R\$ 6,40
150x50mm Ref. IE-4691	R\$ 6,30
150x100mm Ref. IE-4689	R\$ 7,50
200x50mm Ref. IE-7010	R\$ 7,40
200x100mm Ref. IE-7834	R\$ 8,80
300x50mm Ref. IE-8247	R\$ 10,95

Acoplamento em Pannel nas Medidas (AxB):	Valor
50x50mm Ref. IE-6715	R\$ 4,90
100x50mm Ref. IE-2039	R\$ 5,95
150x50mm Ref. IE-7718	R\$ 6,30
150x100mm Ref. IE-8434	R\$ 7,10
200x50mm Ref. IE-7810	R\$ 7,90
200x100mm Ref. IE-8231	R\$ 7,90

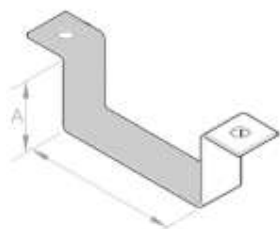
200x100mm Ref. IE-8391	R\$ 7,95
300x50mm Ref. IE-8393	R\$ 7,90
300x100mm Ref. IE-4817	R\$ 10,45
400x50mm Ref. IE-8394	R\$ 10,95
400x100mm Ref. IE-8395	R\$ 14,95

200x100mm Ref. IE-2491	R\$ 9,65
300x50mm Ref. IE-7661	R\$ 9,95
300x100mm Ref. IE-7664	R\$ 10,95
400x50mm Ref. IE-7201	R\$ 11,50
400x100mm Ref. IE-6107	R\$ 13,95

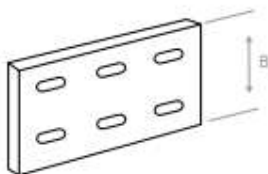
300x100mm Ref. IE-7674	R\$ 10,95
400x50mm Ref. IE-8397	R\$ 12,50
400x100mm Ref. IE-8396	R\$ 15,00

300x50mm Ref. IE-8435	R\$ 10,20
300x100mm Ref. IE-8436	R\$ 11,25
400x50mm Ref. IE-8437	R\$ 15,95
400x100mm Ref. IE-8438	R\$ 17,40

Suporte Ômega



Tala de Emenda Reta



Septor Divisor



Saída Horizontal



Suporte Ômega nas Medidas (AxB):	Valor
50x50mm	R\$ 4,50
100x50mm	R\$ 6,00
100x100mm	R\$ 6,25
150x50mm	R\$ 6,95
150x100mm	R\$ 7,50
200x50mm	R\$ 7,50
200x100mm	R\$ 9,00
300x50mm	R\$ 9,00
300x100mm	R\$ 10,90
400x50mm	R\$ 10,90
400x100mm	R\$ 14,90

Tala de Emenda Reta nas Medidas:	Valor
50mm Ref. IE-2502	R\$ 1,60
100mm Ref. IE-2498	R\$ 3,35

Septo Divisor nas Medidas:	Valor
50mm Ref. IE-5520	R\$ 29,95
100mm Ref. IE-7675	R\$ 39,95

Saída Horizontal nas Medidas:	Valor
1/2" Ref. IE-7089	R\$ 2,30
3/4" Ref. IE-5299	R\$ 2,25
1" Ref. IE-5915	R\$ 2,25
1.1/4" Ref. IE-6728	R\$ 3,95
1.1/2" Ref. IE-5316	R\$ 3,95
2" Ref. IE-7574	R\$ 3,95

Institucional

Fale Conosco

Serviços

Entrega

Contato

Atendimento de Segunda a Sexta: 08:00 às 18:00

(21) 3148-2253 Fixo e Whatsapp

vendas@infraeletrocalhas.com.br

Rua Lima Barros, 48 - São Cristóvão - Rio de Janeiro

Siga-nos

@infra_eletrocalhas

